



**Expanded Learning Program
Enrichment Packet**

Kindergarten Assessments: Beginning of the Year (late August-end of October)

This slideshow features our best worksheets for assessing kindergarten skills at the beginning of the school year.


Table of Contents

Finish the Pattern
Counting Assessment
Uppercase Letter Recognition
Ordering Numbers to 20
Sight Word Assessment
Letter Sound Assessment
Uppercase Letter Recognition
Lowercase Letter Recognition
Phonemic Awareness: Initial Sounds
Phonemic Awareness: Rhyming Words
Writing Uppercase Letters
Writing Lowercase Letters
How Many Words?
Write Your Name!
Writing Numbers to 20
Recognizing Numbers to 20
Addition to 10
Subtraction to 10
Name That Shape: 2D Shape Assessment
Draw That Shape: 2D Shape Assessment

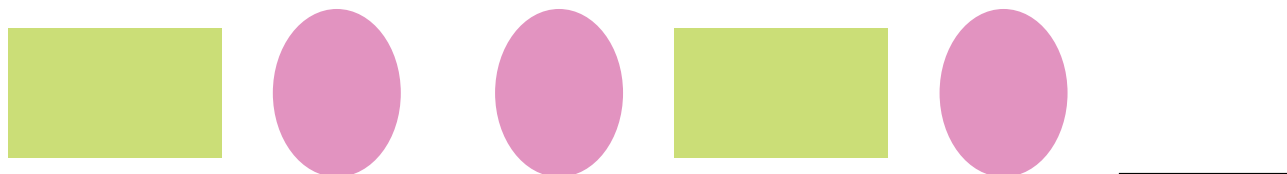

Name: _____

Date: _____

Finish the Pattern




Look at each pattern. Finish the pattern by drawing the missing shapes.



Name: _____

Date: _____

Counting Assessment



Say, "Can you recognize the numbers below?" Circle the numbers that students identify correctly.

17	5	7	19	10
14	1	2	9	4
3	12	6	20	8
16	15	18	13	11



Name: _____

Date: _____

Uppercase Letter Recognition



Point to each letter and say, "What letter is this?"

Circle the letters below that are incorrect and record the student's score.


V	N	G	W	O	D
Q	K	Y	I	S	T
L	Z	F	M	U	H
A	P	C	R	E	J
X	B	_____ / 26			



Name: _____

Date: _____

Ordering Numbers to 20



Cut out the numbers below and glue them in the correct order on the next page.



9 7 12 5 10

19 1 3 17 15

14 20 18 2 11


16 4 6 13 8



Name: _____

Date: _____

Ordering Numbers to 20




Glue the numbers in the correct order.



Name: _____

Date: _____

Sight Word Assessment



Point to each word. Circle the words students can read by sight.

a	am	an	and	can
do	for	go	has	have
he	here	I	in	is
it	like	look	me	my
no	play	said	see	she
so	the	to	up	we

__ / 30



Name: _____

Date: _____

Letter Sound Assessment



Point to each letter and say, "What sound does this letter make?"

Circle the letters below that are incorrect and record the student's score.

A	B	C	D	E	F
G	H	I	J	K	L
M	N	O	P	Q	R
S	T	U	V	W	X
Y	Z	_____ / 26			



Name: _____

Date: _____

Uppercase Letter Recognition



Point to each letter and say, "What letter is this?"

Circle the letters below that are incorrect and record the student's score.

V	N	G	W	O	D
Q	K	Y	I	S	T
L	Z	F	M	U	H
A	P	C	R	E	J
X	B	_____ / 26			



Name: _____

Date: _____

Lowercase Letter Recognition



Point to each letter and say, "What letter is this?"

Circle the letters below that are incorrect and record the student's score.

v	n	g	w	o	d
q	k	y	i	s	t
l	z	f	m	u	h
a	p	c	r	e	i
x	b	_____ / 26			




Name: _____

Date: _____

Phonemic Awareness: Initial Sounds



Say, "Tell me the first sound you hear in each of the words."

Write a  if the student's answer is correct. Record the sound on the line if the student answers incorrectly.

1. Rat _____ /r/
2. Top _____ /t/
3. Cat _____ /c/
4. Boy _____ /b/
5. Dog _____ /d/
6. Play _____ /p/
7. House _____ /h/
8. Snake _____ /s/
9. Friend _____ /f/
10. Went _____ /w/




Name: _____

Date: _____

Phonemic Awareness: Rhyming Words



Say, "I'm going to read you some word pairs. Tell me if the two words in the pair rhyme."

Place an **X** on the line if the answer is incorrect. Put a  on the line if the answer is correct.

1. Cat, Bat _____
2. Star, Car _____
3. Dog, Cow _____
4. Mad, Sad _____
5. Far, Jar _____
6. Lamp, Plate _____
7. Cup, Pup _____
8. Book, Frog _____
9. Pan, Can _____
10. Rain, Train _____



≡ Writing Uppercase Letters ≡

Name: _____

Date: _____

Instructions:

Starting at the beginning of the alphabet, write all the uppercase letters in the boxes below.

<hr/> <hr/> <hr/>	<hr/> <hr/> <hr/>	<hr/> <hr/> <hr/>	<hr/> <hr/> <hr/>	<hr/> <hr/> <hr/>
<hr/> <hr/> <hr/>	<hr/> <hr/> <hr/>	<hr/> <hr/> <hr/>	<hr/> <hr/> <hr/>	<hr/> <hr/> <hr/>
<hr/> <hr/> <hr/>	<hr/> <hr/> <hr/>	<hr/> <hr/> <hr/>	<hr/> <hr/> <hr/>	<hr/> <hr/> <hr/>
<hr/> <hr/> <hr/>	<hr/> <hr/> <hr/>	<hr/> <hr/> <hr/>	<hr/> <hr/> <hr/>	<hr/> <hr/> <hr/>
<hr/> <hr/> <hr/>	<hr/> <hr/> <hr/>	<hr/> <hr/> <hr/>	<hr/> <hr/> <hr/>	<hr/> <hr/> <hr/>
<hr/> <hr/> <hr/>	<hr/> <hr/> <hr/>	<hr/> <hr/> <hr/>	<hr/> <hr/> <hr/>	<hr/> <hr/> <hr/>

<hr/> <hr/> <hr/>

A B C D E F G

___/26

≡ Writing Lowercase Letters ≡

Name: _____

Date: _____

Instructions:

Starting at the beginning of the alphabet, write all the lowercase letters in the boxes below.


<hr/> <hr/> <hr/>	<hr/> <hr/> <hr/>	<hr/> <hr/> <hr/>	<hr/> <hr/> <hr/>	<hr/> <hr/> <hr/>
<hr/> <hr/> <hr/>	<hr/> <hr/> <hr/>	<hr/> <hr/> <hr/>	<hr/> <hr/> <hr/>	<hr/> <hr/> <hr/>
<hr/> <hr/> <hr/>	<hr/> <hr/> <hr/>	<hr/> <hr/> <hr/>	<hr/> <hr/> <hr/>	<hr/> <hr/> <hr/>
<hr/> <hr/> <hr/>	<hr/> <hr/> <hr/>	<hr/> <hr/> <hr/>	<hr/> <hr/> <hr/>	<hr/> <hr/> <hr/>
<hr/> <hr/> <hr/>	<hr/> <hr/> <hr/>	<hr/> <hr/> <hr/>	<hr/> <hr/> <hr/>	<hr/> <hr/> <hr/>
<hr/> <hr/> <hr/>	<hr/> <hr/> <hr/>	<hr/> <hr/> <hr/>	<hr/> <hr/> <hr/>	<hr/> <hr/> <hr/>
<hr/> <hr/> <hr/>	A B C D E F G			

Name: _____

Date: _____

How Many Words?

Use the box to write as many words as you can.



___ / words



Name: _____

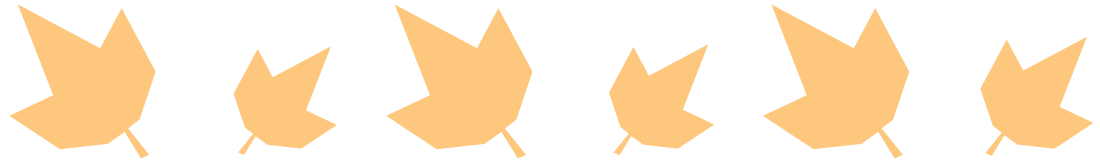
Date: _____

Write Your Name!




Use the line to write your name in the box below. At the end of kindergarten see how you have grown!


Fall



Winter



Spring






Name: _____

Date: _____

Writing Numbers to 20




Start at 1 and write numbers in each box until you get to the end (or as high as you can count!)



Name: _____

Date: _____

Recognizing Numbers to 20



Point to each number and say, "Tell me what number this is."
Circle the numbers that are identified correctly.


1	2	3	4	5
6	7	8	9	10
11	12	13	14	15
16	17	18	19	20




Name: _____

Date: _____


Addition to 10



Solve the addition problems.



$$1 + 3 = \underline{\quad}$$



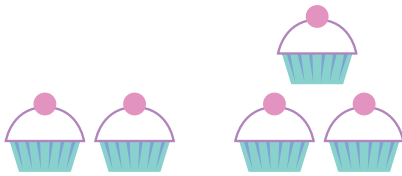
$$5 + 5 = \underline{\quad}$$




$$5 + 1 = \underline{\quad}$$




$$3 + 3 = \underline{\quad}$$




$$2 + 3 = \underline{\quad}$$



$$9 + 1 = \underline{\quad}$$



$$6 + 2 = \underline{\quad}$$




$$4 + 2 = \underline{\quad}$$


Name: _____

Date: _____

Subtraction to 10



Use the pictures to help you solve each problem. Cross out the amount to take away, then count how many are left.



$$4 - 3 = \underline{\quad}$$



$$3 - 1 = \underline{\quad}$$




$$6 - 2 = \underline{\quad}$$



$$5 - 3 = \underline{\quad}$$



$$7 - 1 = \underline{\quad}$$




$$8 - 2 = \underline{\quad}$$



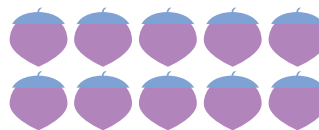
$$2 - 1 = \underline{\quad}$$



$$3 - 3 = \underline{\quad}$$



$$6 - 3 = \underline{\quad}$$



$$10 - 2 = \underline{\quad}$$

≡ 2D Shapes ≡

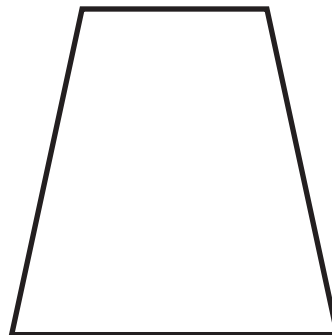
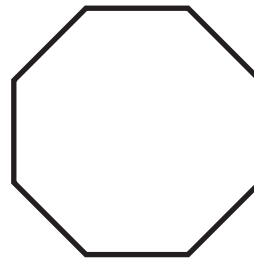
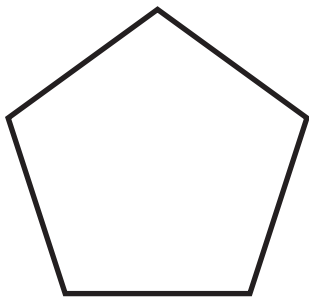

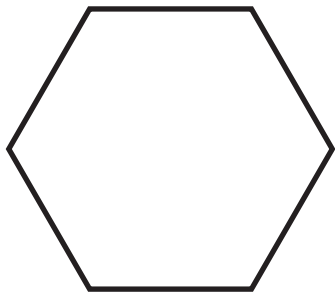

Name: _____

Date: _____

Instructions:

Point to each shape and say, "What is the name of this shape?"


Record correct answers with a ✓



Name: _____

Date: _____

Draw That Shape: 2D Shape Assessment



Draw each shape.

Circle



Square



Rectangle



Triangle



Oval



Hexagon



Answer Sheets


Kindergarten Assessments: Beginning of the Year (late August-end of October)

Finish the Pattern
Ordering Numbers to 20
Subtraction to 10

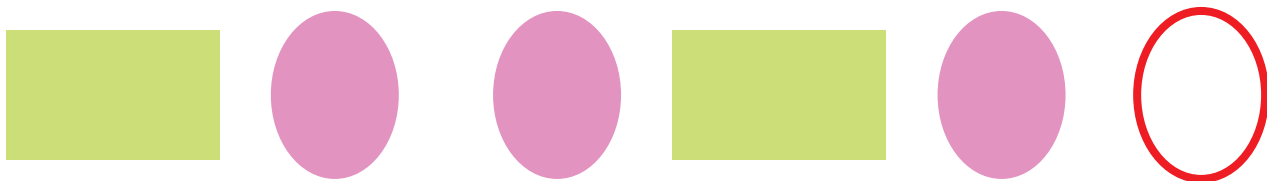

Name: _____

Date: _____

Finish the Pattern




Look at each pattern. Finish the pattern by drawing the missing shapes.



Name: **ANSWERS**

Date: _____

Ordering Numbers to 20



Cut out the numbers below and glue them in the correct order on the next page.



9 7 12 5 10

19 1 3 17 15

14 20 18 2 11


16 4 6 13 8



Name: _____

Date: _____

Ordering Numbers to 20



Glue the numbers in the correct order.


1	2	3	4	5
6	7	8	9	10
11	12	13	14	15
16	17	18	19	20




Name: _____

Date: _____


Subtraction to 10




Use the pictures to help you solve each problem. Cross out the amount to take away, then count how many are left.



$$4 - 3 = \underline{1}$$




$$3 - 1 = \underline{2}$$




$$6 - 2 = \underline{4}$$



$$5 - 3 = \underline{2}$$



$$7 - 1 = \underline{6}$$



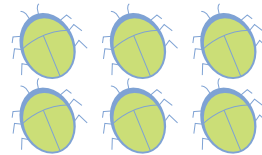
$$8 - 2 = \underline{6}$$



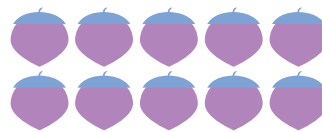
$$2 - 1 = \underline{1}$$



$$3 - 3 = \underline{0}$$



$$6 - 3 = \underline{3}$$



$$10 - 2 = \underline{8}$$